

# Palmarès détaillé des équipes / Full team results

SAINT PIERRE DU PERRY

## DIR Crit 3 Benjamines GAF





FINALE DE ZONE DIR EQUIPES

14/05/2011 au 15/05/2011

Fédération Française  
de Gymnastique

JURY D et E

Z0051035.18467.00

Equipe / Ville Team / Town					Pen.	Total Score
<b>1 CLICHY LA VAILLANTE CLICHY</b>						
FR <b>Equipe 1</b>	<b>54.066</b>	<b>52.265</b>	<b>52.665</b>	<b>56.232</b>		<b>215.228</b>
SCARON Sonia	13.600	<u>13.733</u>	13.366	<u>14.233</u>	(1)	54.932
LEMARCHAND Valentine	13.533	13.366	13.266	14.200	(2)	54.365
GARCIA Cristal	13.433	12.600	13.233	13.833	(5)	53.099
TAHYA Basma	13.500	12.566	12.800	13.966	(8)	52.832
CANTORJY Olga	11.466	10.000	11.766	13.033	(63)	46.265
<b>2 EPINAY SOUS SENART CLUB SPORTIF MUNICIPAL DE GYMNASTIQUE EP</b>						
FR <b>Equipe 1</b>	<b>54.565</b>	<b>51.398</b>	<b>51.564</b>	<b>53.432</b>		<b>210.959</b>
ROTSSEN Shirley	13.233	13.533	12.866	13.866	(3)	53.498
OUDJAMOA Kalissa	<u>13.866</u>	12.466	12.566	13.933	(9)	52.831
RAPPE Manon	13.800	12.966	13.066	12.833	(10)	52.665
BAUDSON LEBOURDAIS Marianne	13.666	12.433	12.533	12.600	(15)	51.232
PASQUIER Clara	12.800	12.200	13.066	12.800	(18)	50.866
REGIS Lindsay		10.000			(106)	10.000
<b>3 HOUDAN GYM CLUB HOUDANAIS</b>						
FR <b>Equipe 1</b>	<b>52.532</b>	<b>50.666</b>	<b>51.065</b>	<b>53.532</b>		<b>207.795</b>
AMIOT Lauralee	13.700	13.266	13.033	13.433	(4)	53.432
HELLEGOUARCH Manon	13.366	12.800	12.866	13.600	(11)	52.632
MARTIN Violaine	12.100	12.100	12.933	13.033	(24)	50.166
SORTAIS Mathilde	12.933	12.500	10.933	13.466	(30)	49.832
LEGOFF Laura	12.533	11.866	12.233	12.900	(36)	49.532
<b>4 DRAVEIL SPORTING CLUB DRAVEIL</b>						
FR <b>Equipe 1</b>	<b>51.232</b>	<b>49.199</b>	<b>50.665</b>	<b>52.364</b>		<b>203.460</b>
MARTIN Juliette	13.133	11.633	<u>13.533</u>	13.666	(13)	51.965
RICHARD Camille	12.566	12.200	13.166	12.866	(19)	50.798
CHANGO Thais	12.733	12.300	11.466	13.266	(32)	49.765
GIANFERMI Elisa	12.800	13.066	11.266	12.566	(35)	49.698
BAGDASSARIANTS Caroline	12.166	11.433	12.500	12.366	(46)	48.465
<b>5 VILLEPREUX OLYMPIQUE GYMNASTE CLUB VILLEPREUX</b>						
FR <b>Equipe 1</b>	<b>53.898</b>	<b>48.098</b>	<b>48.432</b>	<b>51.165</b>		<b>201.593</b>
BOYER Pernelle	13.666	12.266	13.366	13.633	(7)	52.931
OGIEZ Elora	13.366	11.633	12.833	12.466	(22)	50.298
CHIARETTO Celia	13.800	12.133	10.900	12.933	(31)	49.766
GOUSSARD Manon	13.066	12.066	11.333	12.133	(43)	48.598
TERRASSON Lucie		10.666	9.433	11.500	(96)	31.599
<b>6 SAINT MAUR DES FOSSES LA VIE AU GRAND AIR DE SAINT MAUR</b>						
FR <b>Equipe 1</b>	<b>52.498</b>	<b>49.233</b>	<b>46.632</b>	<b>53.066</b>		<b>201.429</b>
PALSKY Lucie	13.366	13.100	10.833	14.000	(14)	51.299
FABRE Eleonore	13.533	12.433	10.800	13.100	(29)	49.866
PETRONIO Léna	12.333	11.600	12.666	13.133	(34)	49.732
COULON Garance	12.866	12.100	11.333	12.100	(49)	48.399
ACHEMAOUI Chahinez	12.733	8.600	11.800	12.833	(65)	45.966

souligné = meilleur total

# Palmarès détaillé des équipes / Full team results

SAINT PIERRE DU PERRY

## DIR Crit 3 Benjamines GAF





FINALE DE ZONE DIR EQUIPES

14/05/2011 au 15/05/2011

Fédération Française  
de Gymnastique

JURY D et E

Z0051035.18467.00

Equipe / Ville Team / Town					Pen.	Total Score	
<b>7 LAGNY SUR MARNE</b> FR <b>Equipe 2</b>	<b>ELAN GYMNIQUE DE LAGNY SUR MARNE</b>						
	<b>51.532</b>	<b>46.800</b>	<b>50.498</b>	<b>50.799</b>		<b>199.629</b>	
GENOUVRIER Meriem	12.966	12.400	12.833	13.033	(16)	51.232	
SKOCZEK Marion	13.266	11.400	12.366	12.700	(33)	49.732	
MACE Mathilde	12.800	11.500	12.533	12.666	(37)	49.499	
TARRIS Enola	11.833	11.166	12.766	12.366	(52)	48.131	
DE LUTIIS Isaure	12.500	11.500	11.466	12.400	(55)	47.866	
<b>8 IGNY</b> FR <b>Equipe 1</b>	<b>IGNY GYM</b>						
	<b>51.600</b>	<b>46.899</b>	<b>49.032</b>	<b>51.199</b>		<b>198.730</b>	
DUCROT Emilie	13.600	12.733	11.900	12.800	(17)	51.033	
KRESS Caroline	12.800	11.366	12.833	13.000	(27)	49.999	
THIERRY Solène	12.500	11.500	12.633	12.633	(39)	49.266	
COUDERQ Clémentine	12.700	11.300	11.666	12.766	(47)	48.432	
<b>9 GAGNY</b> FR <b>Equipe 1</b>	<b>UNION SPORTIVE MUNICIPALE DE GAGNY</b>						
	<b>51.432</b>	<b>45.632</b>	<b>49.199</b>	<b>51.265</b>		<b>197.528</b>	
LANZAFAME Lea	12.733	11.533	12.666	13.533	(20)	50.465	
PISCINA Laura	13.133	11.166	12.500	12.566	(38)	49.365	
FAURE Adele	13.066	11.733	10.866	12.333	(53)	47.998	
BAOUANE Nawel	12.366	10.833	11.800	12.833	(56)	47.832	
BLANGIS Manon	12.500		12.233	11.433	(84)	36.166	
MACE MARIE AMELIE		11.200			(104)	11.200	
<b>10 HERBLAY</b> FR <b>Equipe 1</b>	<b>LES BATELIERES D'HERBLAY</b>						
	<b>50.166</b>	<b>47.333</b>	<b>49.466</b>	<b>48.332</b>		<b>195.297</b>	
FROMENT Alexane	12.633	12.600	12.900	12.200	(21)	50.333	
BOCQUILLON Eline	12.400	11.266	12.933	12.333	(40)	48.932	
VENEL Camille	12.733	11.800	11.333	12.066	(54)	47.932	
ORHAN Caroline	12.400	11.600		11.733	(86)	35.733	
BOUZOU Chloe	11.900		11.900	9.600	(92)	33.400	
GICQUEL Emy		11.333	11.733		(100)	23.066	
<b>11 BAGNEUX</b> FR <b>Equipe 1</b>	<b>CLUB OLYMPIQUE MULTISPORTS BAGNEUX</b>						
	<b>50.998</b>	<b>48.699</b>	<b>45.133</b>	<b>50.332</b>		<b>195.162</b>	
TSARAVELONA Aïna	13.466	13.500	12.733	13.333	(6)	53.032	
YAHATENE Melissa	12.966	12.466	12.100	12.766	(23)	50.298	
GENNA Eva	12.433	10.866	10.400	12.133	(68)	45.832	
PELC Estelle	12.133	11.400	9.900	12.033	(71)	45.466	
OUDOT Ophelie	11.466	11.333	9.133	12.100	(76)	44.032	
DEMPHEL Estelle	10.000				(105)	10.000	
<b>12 ANTONY</b> FR <b>Equipe 1</b>	<b>ASSOCIATION DE LOISIRS CULTURELLE ET EDU</b>						
	<b>49.265</b>	<b>48.432</b>	<b>47.466</b>	<b>48.799</b>		<b>193.962</b>	
COULAMY Fidji	12.033	12.066	11.900	12.700	(42)	48.699	
LENNUYEUX Claire	12.433	11.700	12.900	11.533	(44)	48.566	
CLAIN Charlotte	11.633	11.933	12.666	12.200	(48)	48.432	
MOREAU Margaux	13.166	12.733	10.000	12.366	(50)	48.265	

souligné = meilleur total

SQL\_PALEQUDEGAF du 14/05/2011 - 5.4.004 LOCAL - mono -

validé le samedi 14 mai 2011 à 22:03 - 2/4

(c) Fédération Française de Gymnastique - www.ffgym.com

# Palmarès détaillé des équipes / Full team results

SAINT PIERRE DU PERRY

## DIR Crit 3 Benjamines GAF





FINALE DE ZONE DIR EQUIPES

14/05/2011 au 15/05/2011

Fédération Française  
de Gymnastique

JURY D et E

Z0051035.18467.00

Equipe / Ville Team / Town					Pen.	Total Score
<b>13 COURBEVOIE</b>	<b>L'ELAN GYMNIQUE DE COURBEVOIE</b>					
FR <b>Equipe 1</b>	<b>50.399</b>	<b>46.665</b>	<b>46.098</b>	<b>49.399</b>		<b>192.561</b>
PICHON Zoé	12.100	12.366	12.666	12.800	(28)	49.932
TAIEB Lucie	13.233	10.766	11.466	13.066	(45)	48.531
MAUBERT Brune	12.166	11.733	11.066	11.800	(59)	46.765
CAUFFET Laurie	12.400		10.900	10.566	(91)	33.866
GUEZ Léonie		11.733	9.666	11.733	(94)	33.132
LUQUET Apolline	12.600	10.833			(99)	23.433
<b>14 CLAMART</b>	<b>CLAMART GYMNASTIQUE</b>					
FR <b>Equipe 1</b>	<b>49.632</b>	<b>44.965</b>	<b>49.265</b>	<b>45.266</b>		<b>189.128</b>
FRIEDRICH Lauriane	13.300	12.933	12.733	13.333	(12)	52.299
NABEC Alice	12.033	10.400	12.766	10.900	(64)	46.099
GUY-GRAND Thelma	11.433	10.466	12.366	11.700	(66)	45.965
BOURGUIGNON Maëlliss	11.666	10.900	11.400	9.333	(78)	43.299
LE PROVOST Jade	12.633	10.666	10.366	8.300	(82)	41.965
<b>15 SAVIGNY LE TEMPLE</b>	<b>ASSOCIATION SPORTIVE DU PLESSIS SAVIGNY</b>					
FR <b>Equipe 1</b>	<b>48.432</b>	<b>44.099</b>	<b>45.733</b>	<b>49.632</b>		<b>187.896</b>
MELOT Elisa	12.033	11.600	11.400	12.233	(57)	47.266
TIMSI Nawel	11.766	10.233	11.100	12.800	(67)	45.899
FRANCOIS Mathilde	11.933	9.633	10.733	11.700	(77)	43.999
MARTIAL Debora	12.700	11.266		12.633	(83)	36.599
LEPRIX Emily		11.000	12.500	11.966	(88)	35.466
GIROD Laure	11.366		10.366		(101)	21.732
<b>16 LA FERTE SOUS JOUARRE</b>	<b>ASSOCIATION FERTOISE DE GYMNASTIQUE LA F</b>					
FR <b>Equipe 1</b>	<b>51.632</b>	<b>40.665</b>	<b>46.532</b>	<b>48.165</b>		<b>186.994</b>
ROBION Betty	13.800	11.066	12.600	12.533	(26)	49.999
PRIN Eva	12.600	11.166	12.166	12.966	(41)	48.898
BERTRAND Cloé	12.266	10.000	11.666	11.533	(72)	45.465
DUCHEMIN Eva	12.966	8.433	10.100	11.133	(80)	42.632
<b>17 COULOMMIERS</b>	<b>COULOMMIERS GYM</b>					
FR <b>Equipe 1</b>	<b>50.499</b>	<b>43.799</b>	<b>44.565</b>	<b>47.899</b>		<b>186.762</b>
FOURMESTREAUX Emilie	13.533	11.533	12.800	12.266	(25)	50.132
BELKACEM Léa	11.800	10.500	9.166	10.833	(81)	42.299
LADJIMI Célia	12.533		11.366	11.900	(85)	35.799
LE MARCHAND Marie	12.633	10.833		12.000	(87)	35.466
FRANCOIS Julie		10.933	10.066	11.733	(95)	32.732
LINDE Chloé	11.233	8.766	10.333		(97)	30.332
<b>18 MAISONS ALFORT</b>	<b>ASSOCIATION SPORTIVE AMICALE DE MAISONS-</b>					
FR <b>Equipe 1</b>	<b>47.931</b>	<b>44.432</b>	<b>46.231</b>	<b>46.966</b>		<b>185.560</b>
CESTOR Anais	11.966	11.733	11.266	12.200	(58)	47.165
SOUZA Charlotte	12.033	10.133	12.033	12.400	(61)	46.599
HOUDE Pauline	12.066	11.566	10.700	11.500	(69)	45.832
JARRY Laetitia	11.866	10.633	10.966	10.866	(74)	44.331
TROUDET Eva	11.666	10.500	11.966		(90)	34.132

souligné = meilleur total

# Palmarès détaillé des équipes / Full team results

SAINT PIERRE DU PERRY

## DIR Crit 3 Benjamines GAF





FINALE DE ZONE DIR EQUIPES

14/05/2011 au 15/05/2011

Fédération Française  
de Gymnastique

JURY D et E

Z0051035.18467.00

Equipe / Ville Team / Town					Pen.	Total Score
<b>19 LE PLESSIS TREVISE</b>	<b>GYMNASTIQUE CLUB DU PLESSIS-TREVISE</b>					
FR <b>Equipe 1</b>	<b>50.532</b>	<b>43.165</b>	<b>46.999</b>	<b>44.598</b>		<b>185.294</b>
ROUAUD Cléo	12.466	11.733	12.500	11.433	(51)	48.132
TIERSEN Emma	12.500	10.466	12.100	11.566	(60)	46.632
SOARES Pauline	12.600	11.166	11.066	9.966	(73)	44.798
DESGRIS-AGOGUE Johanna	12.033	9.800	10.733	10.633	(79)	43.199
GALOIS Manon	12.966		11.333		(98)	24.299
LEGER Pauline		9.533		10.966	(102)	20.499
<b>20 ROSNY SOUS BOIS</b>	<b>STADE OLYMPIQUE DE ROSNY SOUS BOIS</b>					
FR <b>Equipe 1</b>	<b>49.233</b>	<b>43.765</b>	<b>44.966</b>	<b>44.999</b>		<b>182.963</b>
PIERRE Naomi	12.700	11.866	11.000	11.000	(62)	46.566
ALLOUN Léna	12.633	10.000	12.033	10.933	(70)	45.599
HADJ-SAID Lehna	11.633	10.366	10.800	11.500	(75)	44.299
TAKERKART Myriem	12.100		11.133	11.566	(89)	34.799
VIVIER-FERRER Laly	11.800	11.133		10.266	(93)	33.199
ROULANCE Chloé-rose		10.400	9.966		(103)	20.366

souligné = meilleur total

SQL\_PALEQUDEGAF du 14/05/2011 - 5.4.004 LOCAL - mono -

validé le samedi 14 mai 2011 à 22:03 - 4/4

(c) Fédération Française de Gymnastique - www.ffgym.com