

Palmarès détaillé des équipes / Full team results

ARGENTEUIL

Circuits Poussines 1 à 2 2003 à 2001

FINALE REGIONALE POUSSINES

22/05/2010 au 23/05/2010

Fédération Française
de Gymnastique

JURY A ET B


R0232041.17093.00

	Equipe / Ville Team / Town					Pen.	Total Score
1	RUEIL MALMAISON	RUEIL ATHLETIC CLUB GYM. ART.					
FR	Equipe 1	75.865	74.765	73.132	75.899		299.661
	FARIA Laura	19.000	19.066	18.933	19.266	(1)	76.265
	COSTE Sophie	19.033	19.033	18.066	18.833	(7)	74.965
	MARDOKH Sarah	19.166	18.633	18.200	18.900	(9)	74.899
	SLIMANI Lea	18.600	18.033	17.433	18.900	(39)	72.966
	DUBOIS Laetitia	18.666	17.266	17.266	18.666	(60)	71.864
	BIENENFELD Charlotte	18.666	16.400	17.933	18.733	(62)	71.732
2	SAINT PRIX	LES ECUREUILS DE SAINT PRIX					
FR	Equipe 2	77.065	72.565	73.966	76.032		299.628
	SOUM-BRUGEVIN Emma	19.266	18.633	18.600	19.133	(3)	75.632
	GUILLO Camille	19.466	18.133	18.333	18.700	(12)	74.632
	BRUGEVIN SOPHIE	19.333	18.133	18.066	19.033	(14)	74.565
	VAIQUE Camille	18.833	17.233	18.700	19.166	(25)	73.932
	DELATTRE Ninon	19.000	17.666	18.333	18.666	(29)	73.665
3	COURBEVOIE	L'ELAN GYMNIQUE DE COURBEVOIE					
FR	Equipe 2	75.998	74.432	71.232	76.832		298.494
	GALFARD Marion	19.166	18.766	17.966	19.033	(8)	74.931
	PAUMELLE Lou	19.266	18.800	17.033	19.400	(15)	74.499
	AMANN Oliana	18.200	18.566	18.433	19.133	(18)	74.332
	PICHON Zoé	19.066	17.066	17.633	19.266	(38)	73.031
	TAIEB Lucie	18.500	18.300	17.200	18.700	(43)	72.700
	GADALETA Marina	18.466	17.733	16.333	18.633	(71)	71.165
4	LA CELLE SAINT CLOUD	LA CELLE SAINT CLOUD GYM					
FR	Equipe 1	74.532	74.199	72.300	76.632		297.663
	GOLDBERGER Celeste	18.866	18.633	18.300	19.233	(5)	75.032
	HEMMERY Delphine	18.500	18.500	18.000	19.166	(19)	74.166
	BATEL Léa	18.666	18.533	18.200	18.600	(24)	73.999
	DE PARSCAU Victoire	18.500	18.533	17.800	18.633	(32)	73.466
	GALLOIS Manon	18.500	17.966	16.200	19.600	(50)	72.266
	PETRONE Lou	18.333	16.666	16.833	17.666	(86)	69.498
5	RAMBOUILLET	RAMBOUILLET SPORT ETOILE GYM					
FR	Equipe 1	75.765	72.932	72.365	76.499		297.561
	SENE Olivia	18.766	18.600	18.266	19.366	(6)	74.998
	SALOME Carla	18.633	18.666	18.266	18.900	(16)	74.465
	TEIXEIRA Sarah	18.733	17.866	18.333	19.133	(21)	74.065
	ROUSSEAU Lina	19.100	17.800	17.500	18.800	(36)	73.200
	SENECLAUZE Juliette	18.233	17.033	16.733	18.833	(73)	70.832
	SAUVAGE Manon	19.166	14.066	17.166	19.100	(85)	69.498
6	CLAMART	CLAMART GYMNASTIQUE					
FR	Equipe 1	74.232	74.032	73.032	75.999		297.295
	GUY-GRAND Thelma	18.366	18.533	18.700	19.000	(13)	74.599
	RAVELEAU Clémence	18.366	18.633	18.766	18.600	(17)	74.365
	LE PROVOST Lou	18.766	18.300	17.866	18.933	(26)	73.865
	ASTIC Maëlle	18.700	18.300	17.533	19.133	(28)	73.666
	NABEC Alice	18.400	18.566	17.700	18.933	(31)	73.599
	LE PROVOST Jade	18.266	17.466	17.266	18.466	(67)	71.464

souligné = meilleur total

SQL_PALEQUDEGAF du 23/05/2010 - 5.3.000 LOCAL - mono -

validé le dimanche 23 mai 2010 à 10:20 - 1/3



Palmarès détaillé des équipes / Full team results

ARGENTEUIL

Circuits Poussines 1 à 2 2003 à 2001





FINALE REGIONALE POUSSINES

22/05/2010 au 23/05/2010

Fédération Française
de Gymnastique

JURY A ET B


R0232041.17093.00

	Equipe / Ville Team / Town					Pen.	Total Score
7	CLICHY	LA VAILLANTE CLICHY					
FR	Equipe 1	74.698	74.698	72.132	75.232		296.760
	HADJOUJI Amira	19.200	<u>19.166</u>	18.600	18.833	(2)	75.799
	ZIDELMAL Thamila	18.866	18.900	18.033	19.300	(4)	75.099
	RENOUARD Rejane	18.566	18.366	18.133	18.966	(23)	74.031
	PIALOT Lola	17.933	18.266	17.200	18.133	(65)	71.532
	ADAM Lea	18.066	17.966	17.366	18.066	(68)	71.464
	CUNY Juliette	10.000				(101)	10.000
8	MENNECY	GYMNASTIQUE CLUB MENNECY					
FR	Equipe 2	75.732	72.399	72.965	75.566		296.662
	BUC Lilou	19.033	18.600	18.266	18.833	(10)	74.732
	OHL Steffy	18.800	18.433	18.133	19.300	(11)	74.666
	SURJUS Juliette	18.666	17.866	18.500	18.800	(27)	73.832
	BOISLIVEAU Nina	19.233	16.666	18.066	18.633	(46)	72.598
	FIDON Carla	18.366	17.500	17.900	18.300	(55)	72.066
	RODRIGUES Eva	18.433	17.166	16.000	18.366	(84)	69.965
9	DEUIL LA BARRE	LA VIGILANTE DE DEUIL					
FR	Equipe 1	74.398	72.032	71.965	76.065		294.460
	LEON Laurie	18.366	18.100	18.266	18.900	(30)	73.632
POR	MARTINS Emily	18.666	17.866	17.700	19.033	(34)	73.265
	MALHADAS Mathilde	18.266	18.733	17.866	18.400	(35)	73.265
	LAURENT Alix	18.900	17.333	17.833	19.066	(37)	73.132
	FOUASSIER Jade	17.866	16.933	18.000	19.066	(59)	71.865
	FARRAN Jade	18.466	17.000	17.200	17.533	(79)	70.199
10	HOUDAN	GYM CLUB HOUDANAIS					
FR	Equipe 1	74.198	71.298	71.999	73.932		291.427
	MARTIN Violaine	17.933	17.600	18.700	19.133	(33)	73.366
	HAUTOT Cassandra	18.633	17.800	18.033	18.200	(44)	72.666
	SORTAIS Mathilde	18.666	17.766	17.700	18.533	(45)	72.665
	ANCIEN Sentine	18.666	17.966	17.566	18.033	(52)	72.231
	MAILLOT Nolwenn	18.233	17.233	17.400	17.866	(75)	70.732
	JANNOT Maureen	17.866	17.766	16.500	18.066	(81)	70.198
11	CERGY	CERGY'M CLUB					
FR	Equipe 2	74.400	71.732	70.032	75.232		291.396
	BRUNEL Alice	18.900	18.733	17.400	19.000	(22)	74.033
	MICHELET Agathe	18.400	18.933	16.600	18.366	(49)	72.299
	FERNANDEZ Juliette	18.500	17.133	17.733	18.900	(51)	72.266
	VERNAULT Jasmine	18.600	16.500	17.933	18.966	(57)	71.999
	PISANI Charline	18.233	16.933	16.633	17.433	(87)	69.232
	PELLERIN Ninna	18.166	16.466	16.966	17.166	(90)	68.764
12	SAINT PIERRE DU PERRAY	CLUB GYMNIQUE ST PIERRE DU PERRAY					
FR	Equipe 1	75.132	69.399	71.532	74.565		290.628
	FAVRE Solène	19.300	17.933	18.000	18.866	(20)	74.099
	HERSCHKORN Johanna	18.533	18.300	17.466	18.533	(41)	72.832
	PLUMEL Méline	18.566	16.933	18.400	18.600	(47)	72.499
	ROUSSEL Laurine	18.733	16.233	17.666	18.566	(70)	71.198

souligné = meilleur total

SQL_PALEQUDEGAF du 23/05/2010 - 5.3.000 LOCAL - mono -

validé le dimanche 23 mai 2010 à 10:20 - 2/3



Palmarès détaillé des équipes / Full team results

ARGENTEUIL

Circuits Poussines 1 à 2 2003 à 2001





FINALE REGIONALE POUSSINES

22/05/2010 au 23/05/2010

Fédération Française
de Gymnastique

JURY A ET B

R0232041.17093.00

Equipe / Ville Team / Town					Pen.	Total Score	
13 GARGES LES GONESSES	CLUB MUNICIPAL GARGES LES GONESSE						
FR Equipe 1	74.766	71.431	68.165	73.165		287.527	
FIRPION Cassandre	18.900	18.566	17.066	18.400	(40)	72.932	
VADIMON Rudy	18.633	17.266	17.266	18.866	(56)	72.031	
LAPAIX Harmony	18.600	17.533	17.100	18.466	(63)	71.699	
RENARD Sarah	18.500	18.066	16.733	17.433	(74)	70.732	
KALGI Ilona	18.633	14.633	14.233	16.233	(98)	63.732	
MIMOUNI Amel	18.066	14.133	12.733	15.366	(100)	60.298	
14 DRAVEIL	SPORTING CLUB DRAVEIL						
FR Equipe 1	73.932	70.531	68.232	72.866		285.561	
RABOT Maeva	18.400	17.866	17.400	18.533	(53)	72.199	
LAVILLE Lorien	18.333	17.566	17.066	18.400	(69)	71.365	
HARDIAGON Emma	18.333	17.933	16.766	17.600	(77)	70.632	
PENNETEAU Nina	18.733	17.166	16.566	17.733	(80)	70.198	
RODRIGUEZ Madeline	18.466	15.466	17.000	18.100	(88)	69.032	
CONNET Djelica	18.033	16.366	15.633	17.833	(92)	67.865	
15 COURCOURONNES	CLUB OMNISPORTS DE COURCOURONNES GYM AUX						
FR Equipe 1	74.398	70.065	68.065	72.399		284.927	
ERIC Synthia	18.766	17.366	18.066	18.300	(48)	72.498	
DERULLE Laurine	18.233	18.066	17.533	18.333	(54)	72.165	
MALAGANE Audrey	18.766	17.900	16.633	18.200	(66)	71.499	
BERTEAU CHARLOTTE	18.633	16.733	15.833	17.566	(89)	68.765	
16 HERBLAY	LES BATELIERES D'HERBLAY						
FR Equipe 1	72.832	69.499	69.632	72.832		284.795	
ELISABETH Manon	18.066	17.433	18.133	18.233	(58)	71.865	
MAUGARD Solyne	18.400	16.900	17.866	18.633	(61)	71.799	
THIEBAUX Axelle	18.100	18.200	17.433	17.866	(64)	71.599	
SIBUET Leslie	18.266	16.366	16.200	17.866	(91)	68.698	
DROUET Morgane	17.733	16.966	14.533	18.100	(94)	67.332	
TALLES Orianne	17.966	15.933	15.766	15.433	(97)	65.098	
17 LONGJUMEAU	LA POSTILLONNE						
FR Equipe 2	74.399	70.432	65.698	71.865		282.394	
SANON Cynthia	18.766	18.000	17.566	18.433	(42)	72.765	
AMBRASS Lilou	18.733	18.766	15.433	17.766	(76)	70.698	
CRESTIA Cylia	18.400	17.866	16.233	17.766	(78)	70.265	
NUNES DA GRACA Alicia	17.733	15.800	16.466	17.400	(93)	67.399	
MORISSE Ambre	18.500	14.533	14.600	17.900	(96)	65.533	
GRACIA Pauline	17.966	15.133	12.533	14.733	(99)	60.365	
18 SAINT CLOUD	UNION ATHLETIQUE ET SPORTIVE SAINT CLOUD						
FR Equipe 1	73.365	66.065	67.765	70.899		278.094	
WALTER Marie	18.600	16.700	17.566	18.200	(72)	71.066	
GRIFFET Solene	18.033	16.666	17.766	17.700	(82)	70.165	
THIOLLIER Ines	18.666	15.966	16.833	18.566	(83)	70.031	
BRUGUIER Berenice	18.066	16.733	15.600	16.433	(95)	66.832	
BACH Eva	10.000				(102)	10.000	
CANNAC Mila	10.000				(103)	10.000	

souligné = meilleur total

SQL_PALEQUDEGAF du 23/05/2010 - 5.3.000 LOCAL - mono -

validé le dimanche 23 mai 2010 à 10:20 - 3/3